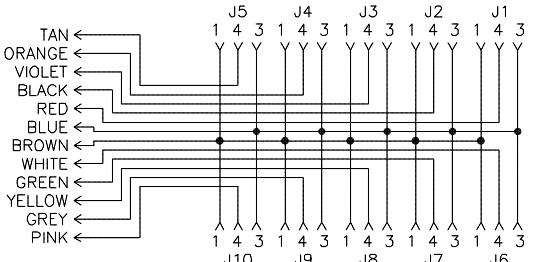
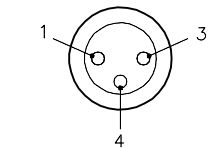

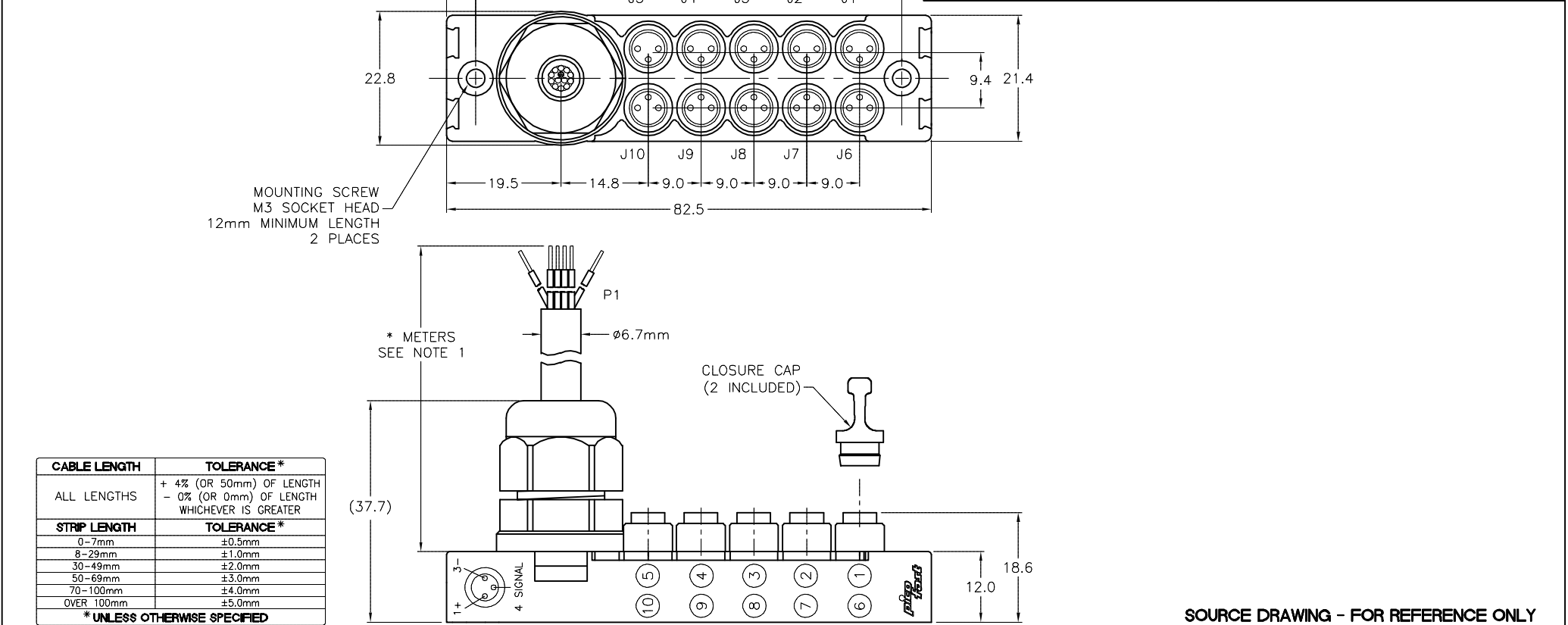


WIRING DIAGRAM		CONNECTORS (J1-J10)	SPECIFICATIONS	
		 	CABLE JACKET/COLOR	PVC/BLACK
			NUMBER OF CONDUCTORS [AWG]	12x24 AWG, FOIL SHIELD, 26 AWG DRAIN
			HOUSING MATERIAL/COLOR	PA 6 NYLON/BLACK
			CONTACT CARRIER MATERIAL/COLOR	TPU/BLACK
			CONTACT MATERIAL/PLATING	BRASS/GOLD
			OPERATING VOLTAGE	48 V AC/DC
			OPERATING CURRENT	2 AMPS PER PORT, 2 AMPS TOTAL
			PROTECTION CLASS to DIN 40050	IP 67 - ONLY WHEN ALL RECEPTACLES ARE COVERED WITH PLUGS OR CONNECTED
			OPERATING TEMPERATURE	-40°C to 85°C (-40°F to 185°F)



SOURCE DRAWING - FOR REFERENCE ONLY

NOTES:

1. "*" INDICATES CABLE LENGTH IN METERS. CONTACT TURCK TO ORDER SPECIFIC LENGTHS.

E	ADDED CABLE TOLERANCE	ER	04/26/18	162878	SEE SPECIFICATIONS	FOR MORE INFORMATION	DO NOT SCALE THIS DRAWING		L
REV	DESCRIPTION	BY	DATE	ECO NO.				FILE: 777000584	